

zetaplus system



OUR PRODUCT, YOUR GUARANTEE

Condensation silicones for impression taking

Zhermack 
Dental

The background of the page is a photograph of a water treatment facility. It features a large, circular concrete tank with a spiral staircase inside, and a vertical pipe or structure in the foreground. The entire image is overlaid with a semi-transparent teal color.

zetaplus system

OUR PRODUCT,
YOUR GUARANTEE

A history of world-renowned quality and reliability: Zetaplus System, our hallmark of guaranteed quality.

THE FIRST ZHERMACK SILICONE

Zetaplus System was Zhermack's **first ever range of silicones** and has been on the market for over 30 years. From the initial concept to the final product, all steps of the manufacturing process take place in-house, with stringent controls on both the choice of the starting materials and production processes.

This allows us to offer **constant quality** and **high performance**.

Used and highly-regarded worldwide, Zetaplus System has come to be considered synonymous with guaranteed **quality** and **reliability** by dental sector practitioners.

THE ZETAPLUS SYSTEM

Zetaplus System is a range of condensation silicones that responds with **versatility** to the diverse needs of clinical practice.

THE FULL RANGE Zhermack product choice guide

HIGH-TECH,
HIGH PERFORMANCE
SOLUTIONS

extraPro

SOLUTIONS
FOR SPECIFIC
APPLICATIONS

specialPro

**VERSATILE
SOLUTIONS**

multiPro

Zetaplus System

ESSENTIAL
SOLUTIONS

easyPro

Hydrocompatibility



By your side for accurate impression taking

Hydrocompatibility is one of the most important requirements of any impression material.

The material's ability to flow readily in wet areas, such as preparation margins, makes it possible to capture the details needed to obtain an accurate impression. Conversely, a material with poor hydrocompatibility is unable to flow correctly, causing the inclusion of undesirable bubbles in the impression^[1,2].

These bubbles, especially when present in the preparation margin area, lead to a loss of information.


The more hydrocompatible a material is, the better it will flow and copy details accurately in wet areas.

The hydrocompatibility of the range's fluids, Oranwash L and VL, helps to obtain an accurate impression.

The impression material's affinity with the fluids means that, when mixed with water, the gypsum flows easily inside the impression during the casting phase, thereby helping to obtain a **faithful model**^[3].


An accurate impression is a fundamental prerequisite for the creation of a correct prosthesis, which is why Zetaplus System is synonymous with **reliability** for both dentists and dental technicians.






Contact angle

Oranwash L and Oranwash VL were seen to have **one of the best contact angles**, when compared with some of the market's best-known condensation silicones.*



Contact angle of Oranwash L (hydrocompatible)



Contact angle of another well-known condensation silicone (hydrophobic)

*In-house tests



Safe for use even
on intolerant
patients.

All Zhermack condensation silicones are gluten- and lactose-free, guaranteeing peace of mind and safety even when used on intolerant patients.

This allows the dentist to perform impression procedures with peace of mind and in absolute safety.

example of use

Zetaplus in the dental practice

In this clinical case, we can observe the double step impression taking technique using Zetaplus and Oranwash L. IT IS a precision impression taking technique consisting in two separate steps.



1 | INITIAL SITUATION



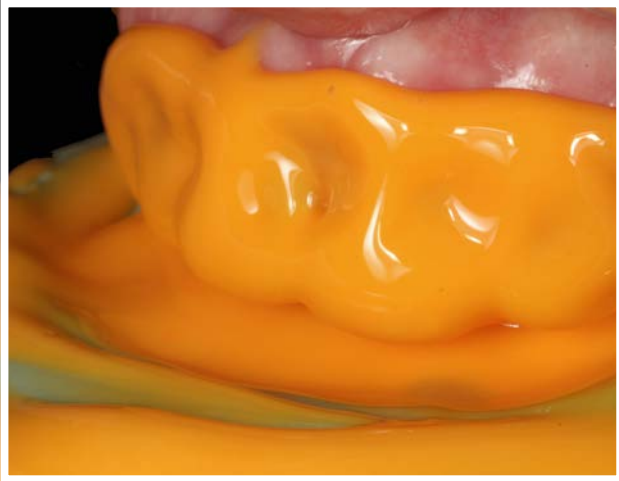
2 | FIRST IMPRESSION:
INTRODUCTION OF THE IMPRESSION
TRAY LOADED WITH ZETAPLUS



3 | REMOVAL OF THE FIRST
IMPRESSION



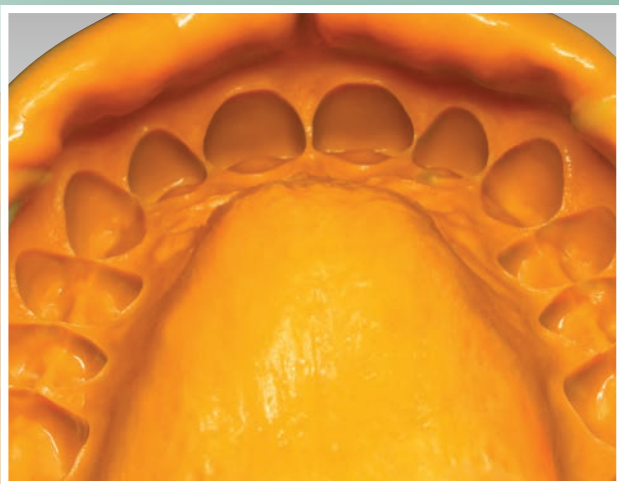
4 | APPLICATION OF ORANWASH L IN
THE GINGIVAL SULCUS



5 | SECOND IMPRESSION:
INTRODUCTION OF THE IMPRESSION
TRAY RELOADED WITH ORANWASH L



6 | REMOVAL OF THE SECOND
IMPRESSION



7 | FINAL RESULT OF THE DOUBLE
STEP IMPRESSION



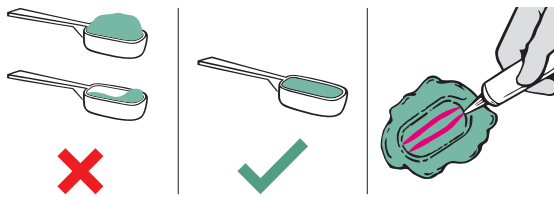
8 | FINAL RESULT OF THE GYPSUM
MODEL

1 | MEASURING OUT THE PRODUCT

“Why is it important to observe the base/catalyst ratio when measuring out the products?”

Incorrect measuring of the catalyst (too much or too little) causes variations in the chemical and physical properties of the material and ultimately influences product performance.

For example, using more catalyst than indicated in the Instructions for use results in an impression with poorer dimensional stability and shorter working time and time in mouth. This applies for both putties and fluids.



3 | CATALYST

“Can I leave the tube of catalyst open after measuring out the product?”

No, always remember to close the tube of Indurent Gel immediately after measuring out the product to prevent the catalyst from drying and becoming unusable when it comes into contact with humidity.



2 | COMPATIBILITY BETWEEN MATERIALS

“Can I use a condensation silicone as a putty and an addition silicone as a fluid?”

No, addition and condensation silicones must not be used together.

Zhermack does not guarantee correct adhesion between the two materials as they are chemically very different.

4 | DISINFECTION AND STORAGE

“If I disinfect the impression (including by immersion) will this have consequences on its accuracy?”

No, if disinfectants containing quaternary ammonium salts or alcohol are used observing the instructions for use (contact and dilution times), the material will not undergo significant changes in terms of either its dimensional stability or its surface detail reproduction.

Impressions must always be disinfected before they are sent to the lab, in order to reduce the risk of crosscontamination.

technical data

PRODUCT	ZETAPLUS	ZETAPLUS SOFT	ORANWASH L	ORANWASH VL
Clinical working time* (min:s)	1:15	1:15	1:30	1:30
Time in mouth* (min:s)	3:15	3:15	3:30	3:30
Setting time (min:s)	4:30	4:30	5:00	5:00
Recommended technique	Double step impression	Double step impression	Double step impression	Double step impression
ISO 4823	Type 0 Putty Consistency	Type 0 Putty Consistency	Type 3 Light-Bodied Consistency	Type 3 Light-Bodied Consistency
Hardness	70 Shore A	60 Shore A	30 Shore A	30 Shore A
Surface detail reproduction	50 µm	50 µm	20 µm	20 µm
Scent	mint	mint	orange	mint

* Clinical use times are intended as from the start of mixing at 23°C / 73°F.

** The time in mouth is intended as at 35°C / 95°F.

Find out more about related Zhermack master impression products

The disinfection of the impression is an essential step in order to limit the risk of crosscontamination between the dental practice and the dental laboratory.

All Zhermack condensation silicones can be disinfected using products containing quaternary ammonium salts and alcohol, such as **Zeta 7 Spray** and **Zeta 7 Solution** and Zhermack's Zeta Hygiene line.



Zeta 7 Spray

Ready-to-use disinfectant spray with a broad spectrum of action for rapid impression disinfection.

Zeta 7 Solution

Concentrated disinfectant with a broad spectrum of action for impression disinfection.

For further information, visit our website www.zhermack.com

Pack types



multiPro

ZETAPLUS - HIGH-VISCOSITY CONDENSATION SILICONE

Code	Setting time	Pack type
C100600	Normal Set	1 x 900 ml tub (1.53 kg) + measuring spoon
C100312	Normal Set	1 x 1800 ml tub (3 kg) + measuring spoon
C100468	Normal Set	1 x 10 kg drum + measuring spoon
C100720	Normal Set	Zetaplus L Trial Kit: 1 Zetaplus 200 ml + 1 Oranwash L 40 ml + 1 Indurent Gel 60 ml + 1 mixing block (8 sheets) + measuring spoon
C100730	Normal Set	Zetaplus L Intro Kit: 1 Zetaplus 900 ml + 1 Oranwash L 140 ml + 1 Indurent Gel 60 ml + 1 mixing block (15 sheets) + measuring spoon

ZETAPLUS SOFT - HIGH-VISCOSITY CONDENSATION SILICONE

Code	Setting time	Pack type
C100610	Normal Set	1 x 900 ml tub (1.53 kg) + measuring spoon
C100740	Normal Set	Zetaplus VL Intro Kit: 1 Zetaplus Soft 900 ml + 1 Oranwash VL 140 ml + 1 Indurent Gel 60 ml + 1 mixing block (15 sheets) + measuring spoon

ORANWASH L - LOW-VISCOSITY CONDENSATION SILICONE

Code	Setting time	Pack type
C100660	Normal Set	1 x 140 ml tube
C100720	Normal Set	Zetaplus L Trial Kit: 1 Zetaplus 200 ml + 1 Oranwash L 40 ml + 1 Indurent Gel 60 ml + 1 mixing block (8 sheets) + measuring spoon

ORANWASH VL - LOW-VISCOSITY CONDENSATION SILICONE

Code	Setting time	Pack type
C100650	Normal Set	1 x 140 ml tube
C100740	Normal Set	Zetaplus VL Intro Kit: 1 Zetaplus Soft 900 ml + 1 Oranwash VL 140 ml + 1 Indurent Gel 60 ml + 1 mixing block (15 sheets) + measuring spoon

INDURENT GEL - GEL CATALYST FOR CONDENSATION SILICONES


Code	Used with	Pack type
C100700	Zetaplus System	1 x 60 ml tube

ACCESSORIES

Code	Pack type
C207201	Mixing block (15 sheets)
C207200	Spatula for silicones
D510010	Putty cut

Bibliography

- [1] Nassar U, Tavoossi F, Pan Y W, Milavong-Viravongsa N, Heo G, Nychka J, Comparison of the contact angle of water on set elastomeric impression materials, J Can Dent Assoc 2018; 84: 1-7. ISSN: 1488-2159
- [2] Rubel B. Impression Materials: A Comparative Review of Impression Materials Most Commonly Used in Restorative Dentistry. Dental Clinics of North America. 2007; 51(3): 632. DOI: 10.1016/j.cden.2007.03.006
- [3] Shillingburg H, Sather D, Wilson E, Cain J, Mitchell D, Blanco L, Kessler J. Fondamenti di protesi fissa. 2014



Fulfilling your needs