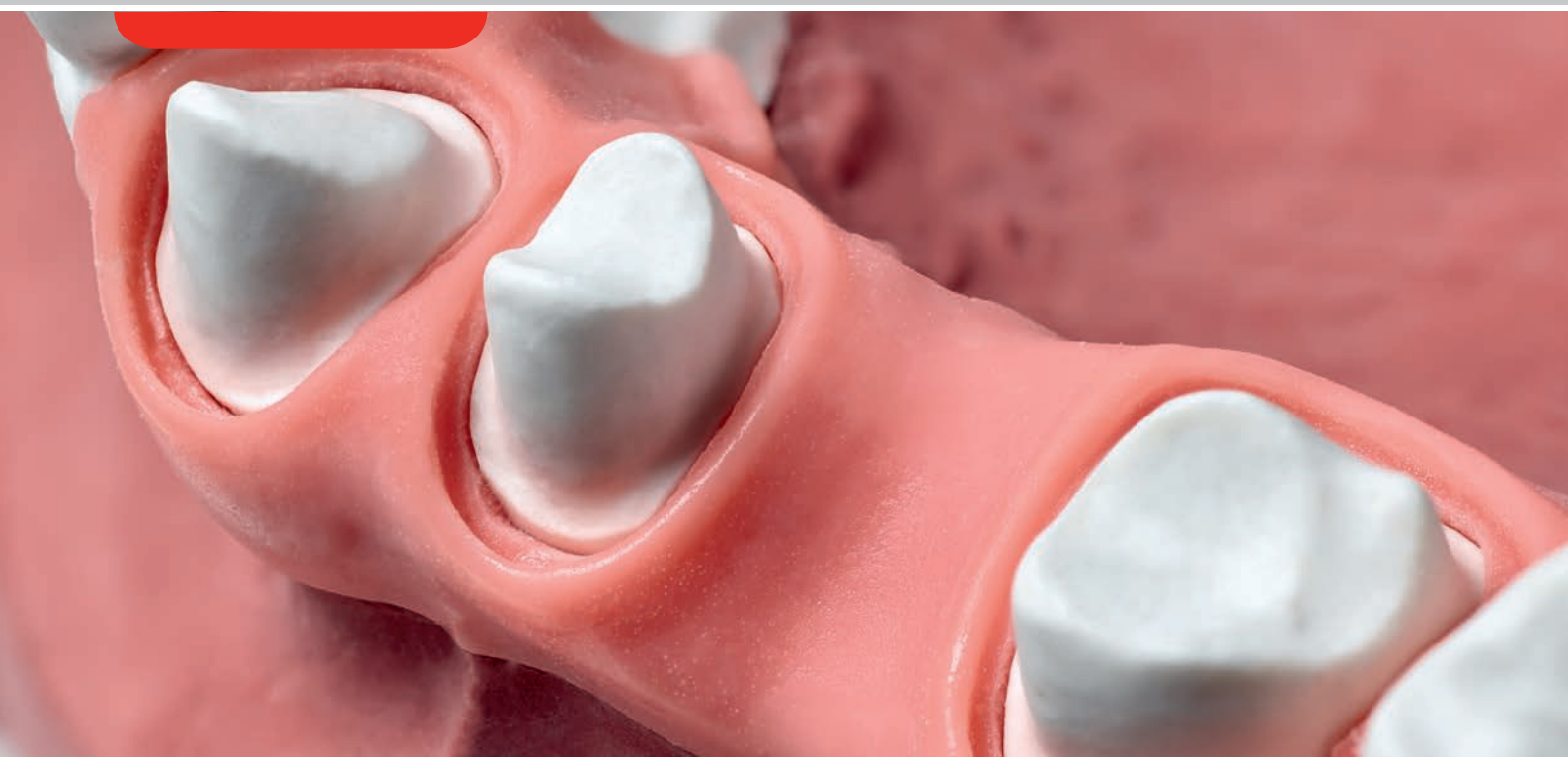


GINGIFAST



USER'S GUIDE

A-Silicone for gingival reproduction

Gingifast, aesthetics & performing versatility



Gingifast addition silicones are conceived to reproduce gingival morphology on models in fixed prosthesis and implant applications.

Gingifast Elastic guarantees excellent aesthetic results, thanks to its translucence and the presence of vascularisations.

Gingifast Rigid is indicated for the direct technique. Thanks to its balanced hardness, it can be worked easily with burs and is the top product in the field of implant prosthetics.

Gingifast CAD, a scannable fluid silicone, completes the range. Scannable and readable without requiring reflective sprays, it is conceived for maximum performance in acquiring 3D data.

Zhermack proposes the most suitable **gum mask** for all types of application.

Product	Recommended in the presence of undercuts	Recommended in the presence of implants
Gingifast Elastic	●	○
Gingifast Rigid	○	●
Gingifast CAD Elastic	●	●
Gingifast CAD Rigid	○	●

● highly recommended ○ recommended

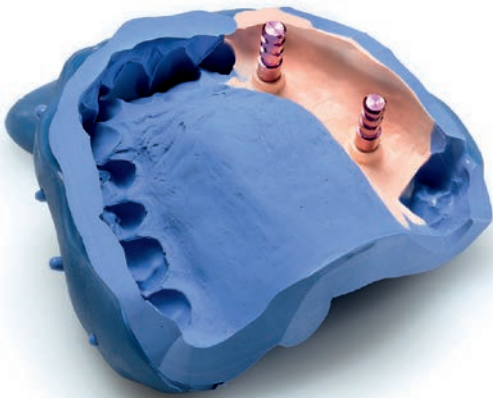
1. GINGIFAST RIGID

SIMULTANEOUS TECHNIQUE

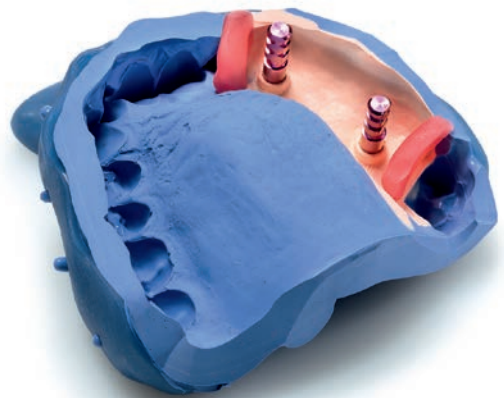
It is applied directly to the impression, and is the ideal technique for implantology.

Materials used: Hydrorise Implant, Gingifast Rigid, Elite Rock.

Analogue impression



Wax barriers



Application of the separator



Application of Gingifast Rigid





Creation of orientation points
and impression boxing



5

Gypsum casting



6

FINAL RESULT



2. GINGIFAST ELASTIC

INDIRECT TECHNIQUE

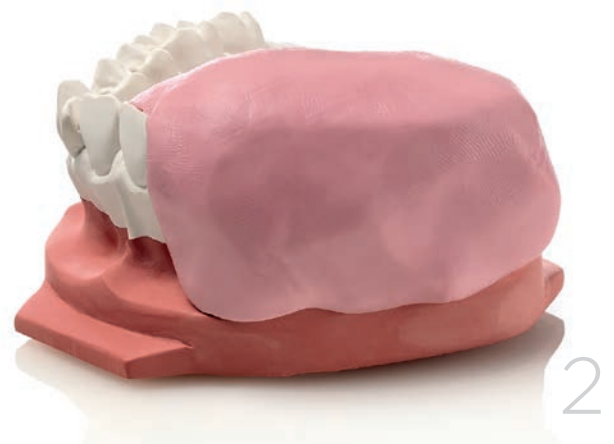
It is applied directly to the gypsum model, and is the recommended technique for gingival reproduction in the case of natural abutments.

Materials used: Gingifast Elastic, Zetalabor, Elite Base, Elite Rock.

Master model



Zetalabor mask



Mask removal



Diestone



4



Creation of holes for silicone injection and application of the separator to the mask



5

Mask repositioning
onto the master model



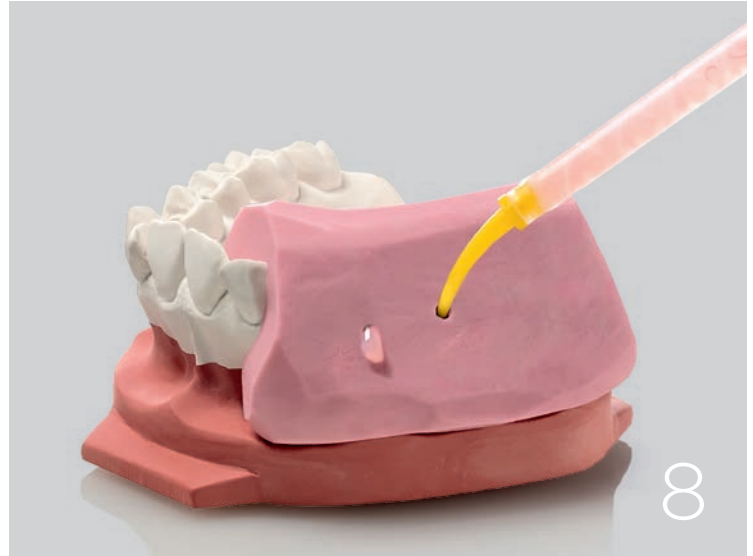
6

Injection of Gingifast Elastic inside
the mask



7

>>
Gingifast Elastic injection complete
(material oozes out of the venting channels)



Mask removal
(venting channels present on the gum)
and subsequent finishing of the gum,
eliminating the venting channels



FINAL RESULT







Technical features

Product	Mixing ratio (Base: Catalyst)	Working time* (min:s)	Setting time* (min:s)	Hardness (Shore A)	Scannable without sprays	Workable with a bur
Gingifast Elastic	1:1	2:00	10:00	40		
Gingifast Rigid	1:1	2:00	10:00	70		●
Gingifast CAD Elastic	1:1	2:00	10:00	40	●	●
Gingifast CAD Rigid	1:1	2:00	10:00	70	●	●

*The times mentioned above are intended from the start of the mixing phase at 23 °C (73 °F).

Codes



Gingifast Elastic - A-Silicone for gingival reproduction

Code	Packaging
C401500	2 x 50 ml cartridges + 1 x 10 ml Gingifast Separator bottle + 12 yellow mixing tips + 12 yellow intraoral tips + 1 trigger spray nozzle



Gingifast Rigid - A-Silicone for gingival reproduction

Code	Packaging
C401520	2 x 50 ml cartridges + 1 x 10 ml Gingifast Separator bottle + 12 yellow mixing tips + 12 yellow intraoral tips + 1 trigger spray nozzle



Gingifast CAD Elastic - Scannable A-Silicone for gingival reproduction

Code	Packaging
C203227	2 x 50 ml cartridges + 1 x 10 ml Gingifast Separator bottle + 12 blue mixing tips



Gingifast CAD Rigid - Scannable A-Silicone for gingival reproduction

Code	Packaging
C203232	2 x 50 ml cartridges + 1 x 10 ml Gingifast Separator bottle + 12 blue mixing tips

Accessories

C400888



2 x 10 ml Gingifast Separator

C202070



Yellow mixing tips (48 pcs)

C202090



Yellow intraoral tips (48 pcs)

C202100



Dispenser D2 – 1:1

C203233



Blue mixing tips (48 pcs)

Find out more about related Zhermack products for gingival reproduction



Hydrorise Implant

High-rigidity addition silicone,
ideal in implantology



Elite Rock

Extra hard
type 4 stone for
master models in fixed
prosthesis applications



Elite Base

Fluid type 4 stone
for preparation of bases



Zetalabor

C-Silicone
for masks

For more information please visit our website: www.zhermack.com

Fulfilling your needs